

PANTHER-18YD-DIESEL-TRI-Série 2-Euro 2-



Dimensions :

L : 2 000 mm
I : 1 000 mm
H : 1 190,5 mm

Weight : 1 000 kg

PRODUCT CODE : PRO11583

1 - GENERAL DESCRIPTION

GENERAL DATAS

PRP Prime Running Power	15 kVA/12 kW	Fréquency	50Hz
ESP Emergency Standby Power	17 kVA/13,6 kW	Number of phases	3
Voltage	230 400V	Acoustic pressure level at 7m	< 72dB(A)
Power factor (cosΦ)	0,8	Fuel tank autonomy at 75%	47 h
Rotation speed	1 500 rpm	Fuel tank capacity	100L

ENGINE

Model	YND485D
Number of cylinders	4
Governor type	Mechanical
Specifications	4 stroke cycle engine, direct fuel injection , liquid-based cooling
Displacement	2,156L
Maximum standby power at 1500 tr/min	17 kW
Engine starting type	Electrical 12 V
Fuel consumption at 75%	2,13 L/h
Air inlet system	Atmospheric
Oil capacity	5,5L
Radiator engine capacity	7L


ALTERNATOR GELEC

Amperage	21,7 A
Technology	Brushless, With Electronic Regulation
AVR	STAMFORD
Voltage regulation type	Electronic
IP Protection	23
Insulation class	H

CIRCUIT BREAKER

Type	Four poles thermal magnetic circuit breaker with adjustable differential switches
-------------	---

DEESEA CONTROLLER

	Model	DSE6020MKII
	Applications	Automatic start / stop of generators , power losses detection, scheduler

SET SCREW



LIFTING :

By forks or straps



Accessories not included

2 - AVAILABLE OPTIONS

1 - PLUGS SETS


Plugs sets integrated without flood (no projections) equipped with a circuit breaker for every single plugs, a differential switch and a stainless steel bulkheads.


Choice of :

- 1rst Type : 3-phase plug 16A single phase 16A taken
- 2nd Type : Taken 32A + 16A three-phase 3-phase 16A taken



2 - TANK

PEHD TANK	DESCRIPTION	DIMENSIONS/CAPACITY
	aerial tank (tank applied for interior) Double skin, high density polyethylene (HDPE) containment tank completely sealed and stable.	750L : 1200x660x1685 mm - 46kg 1000L : 1420x660x1885 mm - 59kg 1500L : 1720x770x1920 mm - 90kg 2000L : 2200x770x1800 mm - 145kg

GALVANIZED STEEL TANK	DESCRIPTION	DIMENSIONS/CAPACITY
	Metallic tank (usually used for trailers) Double skin, integrated containment tank, HDPE inner pouch, galvanized steel outer shell.	700L : 1135x757x1210 mm - 65kg

According to the distance between the genset and the tank, a fuel transfer pump can be necessary.

3 - INTEGRATED SOURCE INVERTER



The integrated source inverter is standard from PANTHER-9YD to PANTHER-35YD.

This system permit the automatic start of the genset in case of power faillure.

Assembly comprising the board, the switch and the connection terminal board.

4 - OFFSET SOURCE INVERTER IN BOX

The offset source inverter in box is an option just from 9 to 180 kVA and standard from 200 kVA.