



## LION-1100YC-DIESEL-TRI-Série 2-Euro 3-



### Dimensions :

L : 5 800 mm  
l : 2 600 mm  
H : 2 580 mm

Weight : NC kg

**PRODUCT CODE : PRO12145**

## 1 - GENERAL DATAS

### GENERAL DATAS

<b>PRP Prime Running Power</b>	1 000 kVA/800 kW	<b>Fréquency</b>	50Hz
<b>ESP Emergency Standby Power</b>	1 100 kVA/888 kW	<b>Number of phases</b>	3
<b>Voltage</b>	230 400V	<b>Acoustic pressure level at 7m</b>	80dB(A)
<b>Power factor (cosΦ)</b>	0,8	<b>Fuel tank autonomy at 75%</b>	6 h
<b>Rotation speed</b>	1 500rpm	<b>Fuel tank capacity</b>	1 000L

### ENGINE

<b>Model</b>	YC6C1320-D31
<b>Number of cylinders</b>	6
<b>Governor type</b>	Electronic
<b>Specifications</b>	4 stroke cycle engine, direct fuel injection , liquid-based cooling
<b>Displacement</b>	39,58L
<b>Maximum standby power at 1500 tr/min</b>	968 kW
<b>Engine starting type</b>	Electrical 24 V
<b>Fuel consumption at 75%</b>	156,3 L/h
<b>Air inlet system</b>	Turbo-charged & water-air intercooled
<b>Oil capacity</b>	150L
<b>Radiator engine capacity</b>	NCL

### ALTERNATOR GELEC

<b>Amperage</b>	1 445,10 A
<b>Technology</b>	Brushless, With Electronic Regulation
<b>AVR</b>	STAMFORD
<b>Voltage regulation type</b>	Electronic
<b>IP Protection</b>	23
<b>Insulation class</b>	H

### CIRCUIT BREAKER

<b>Type</b>	Four poles thermal magnetic circuit breaker
-------------	---

### DEESEA CONTROLER



<b>Model</b>	DSE6020MKII
<b>Applications</b>	Automatic start / stop of generators , power losses detection, scheduler

### LIFTING :

By forks or straps



Accessories not included

## 2 - AVAILABLE OPTIONS

### 1 - PLUGS SETS


Plugs sets integrated without flood (no projections) equipped with a circuit breaker for every single plugs, a differential switch and a stainless steel bulkheads.


Choice of :

- 1st Type : 3-phase plug 16A single phase 16A taken
- 2nd Type : Taken 32A + 16A three-phase 3-phase 16A taken
- 3rd Type : Taken 63A + 32A + 16A three-phase 3-phase 16A taken
- 4th Type : Powerlock




### 2 - TANK

PEHD TANK	DESCRIPTION	DIMENSIONS/CAPACITY
	aerial tank (tank applied for interior) Double skin, high density polyethylene (HDPE) containment tank completely sealed and stable.	<b>750L</b> : 1200x660x1685 mm - 46kg <b>1000L</b> : 1420x660x1885 mm - 59kg <b>1500L</b> : 1720x770x1920 mm - 90kg <b>2000L</b> : 2200x770x1800 mm - 145kg

GALVANIZED STEEL TANK	DESCRIPTION	DIMENSIONS/CAPACITY
	Metallic tank (usually used for trailers) Double skin, integrated containment tank, HDPE inner pouch, galvanized steel outer shell.	<b>700L</b> : 1135x757x1210 mm - 65kg

According to the distance between the genset and the tank, a fuel transfer pump can be necessary.

### 3 - INTEGRATED SOURCE INVERTER



**This system permit the automatic start of the genset in case of power failure.**

Assembly comprising the board, the switch and the connection terminal board.

### 4 - OFFSET SOURCE INVERTER IN BOX

The offset source inverter in box is an option just from 9 to 180 kVA and standard from 200 kVA.